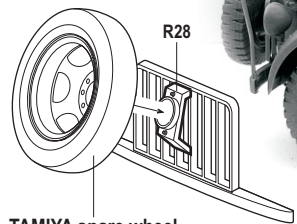



4

SPARE WHEEL FRONT MOUNTING (OPTIONAL)



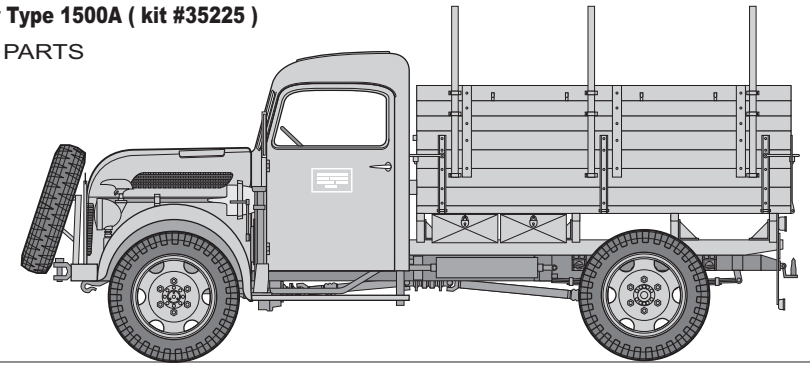
TAMIYA spare wheel TAMIYA part B32



WWW.LEADWARRIOR.COM
INFO@LEADWARRIOR.COM
Ebay: LEADWARRIOR

STEYR Type 2000A L.gl.Lkw Light Cargo Truck

CONVERSION KIT for
TAMIYA Steyr Type 1500A (kit #35225)
53 RESIN PARTS



Austria's all wheel drive Steyr 1500A was one of the many personnel/transport vehicles which was designed to meet Whermacht requirement for standard army 1,5 ton truck. Presented in 1941, the Steyr was used as troop transport in all the war theaters. A total of more than 20,000 were built, in a wide range of variants

Tamiya presents basic and command versions. The chassis of Steyr 1500A and it's reinforced variant Steyr 2000A were also used for Fire trucks, Omnibus (Leadwarrior kit Lw35026), Ambulance (Leadwarrior kit Lw35025), universal "Funk-Koffer", and different types of cargo carriers with opened, metal or wooden cabins.

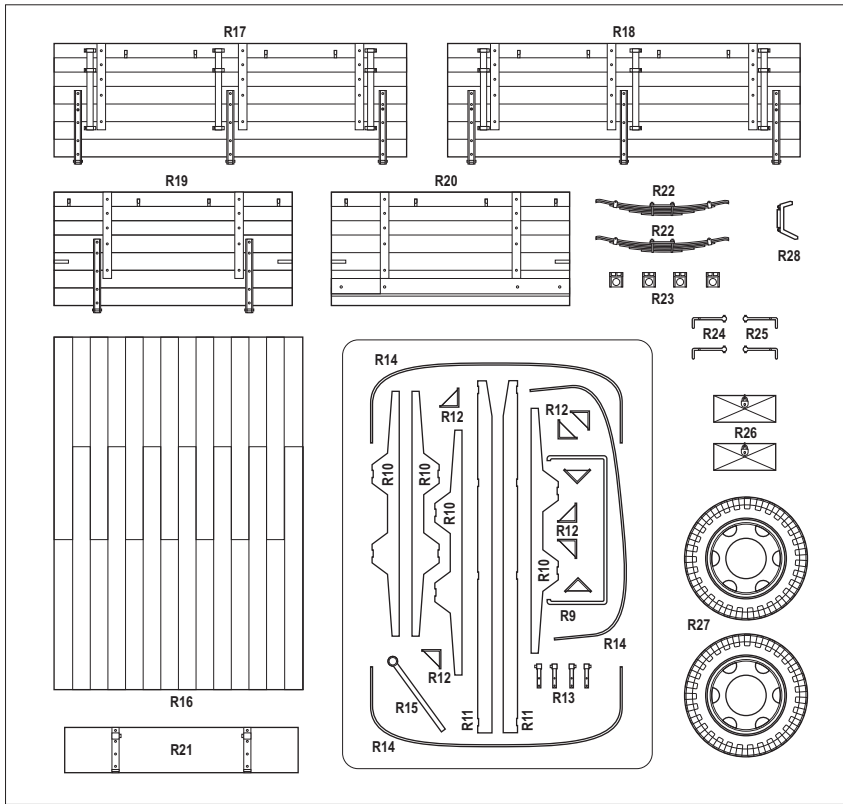
The initial variant of cargo truck on Steyr 1500A chassis had opened driver's compartment combined with wooden trunk (Leadwarrior kit Lw35023).

This conversion kit presents mid-war cargo truck on Steyr 2000A shassis with full-metal cabin (by the end of the war metal cabins were replaced by wooden "Einheitsfahrerhaus" ones). The rear springs were reinforced, and twin rear wheels were mounted. The spare wheel was stored in front of engine compartment.

This very type of truck was tested on railway drive (Leadwarrior kit Lw35028).

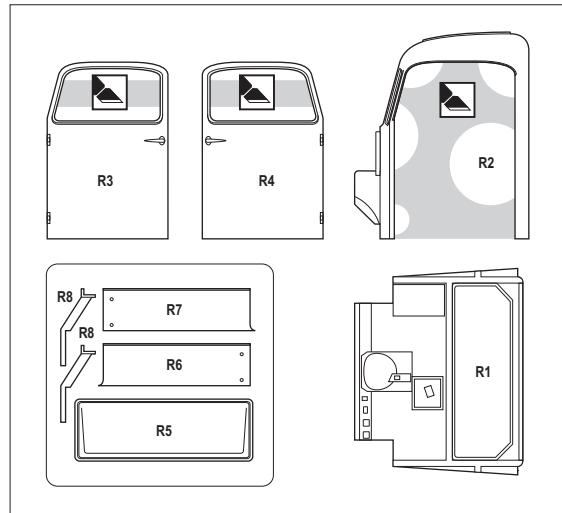


Steyr 2000A L.gl.Lkw captured by americans.



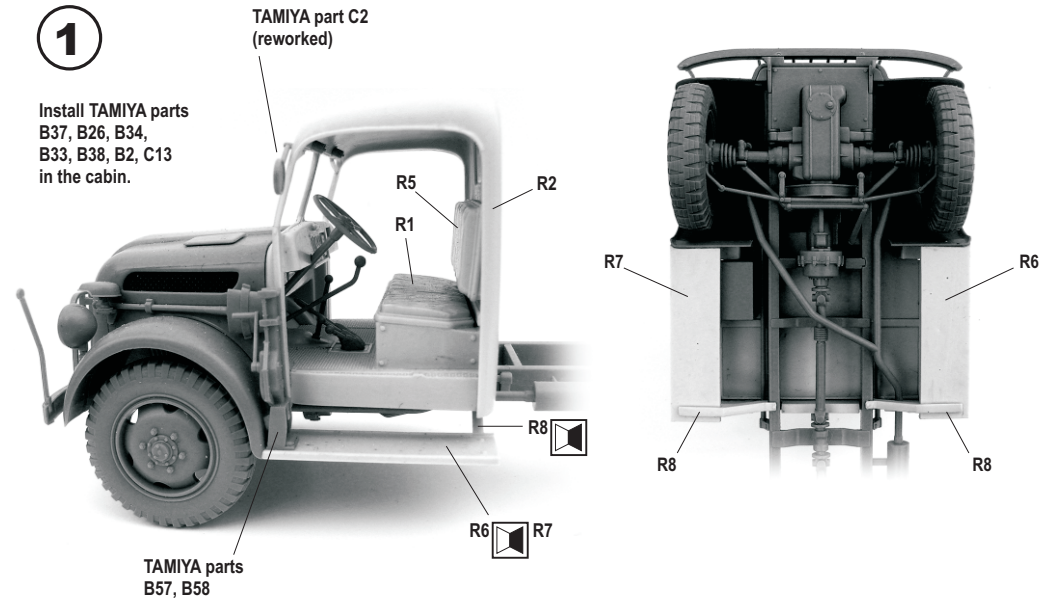
- Cut / Remove part**
- Optional**
- Repeat on mirror side**
- Repeat several times**

STUDY THE INSTRUCTION CAREFULLY BEFORE ASSEMBLING. TEST FIT PARTS TOGETHER BEFORE CEMENTING. USE CYANOACRYLATE GLUE FOR RESIN PARTS.



1

Install TAMIYA parts B37, B26, B34, B33, B38, B2, C13 in the cabin.



TAMIYA parts B57, B58

2

TAMIYA part A10 (reworked)

